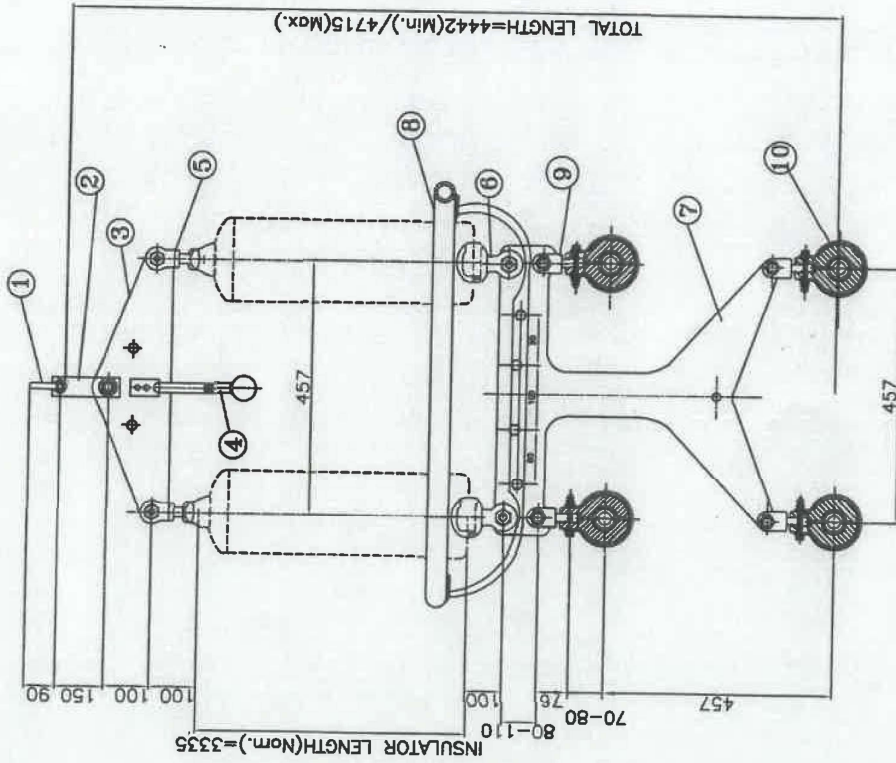


TECHNICAL DETAILS:

- 1) ALL DIMENSIONS ARE IN MM.
- 2) GENERAL TOLERANCES : ±3%.
- 3) ALL FERROUS PARTS HOT DIP GALVANISED & SPRING WASHER ELECTRO GALVANISED AS PER POWERGRID SPECIFICATION.
- 4) ALL DIMENSIONS ARE AFTER GALVANISATION EXCEPT DRILLED HOLES.
- 5) HARDWARE TOLERANCES ON LENGTH ±2%.



Sr. No.	DESCRIPTION	PART NO.	UTS	QTY.	REF
10	SUSPENSION CLAMP(A.G.S)	AGS-MOUSE	70 KN	4	AGS-001
9	CLEVIS EYE	CE-90-01	90 KN	4	CE-001
8	CORONA RING	CR-400-02	----	1	CR-001
7	YOKE PLATE	YP-C-Q-240-01	240 KN	1	YP-C-Q-001
6	SOCKET CLEVIS	SC-120-01	120 KN	2	SC-001
5	BALL CLEVIS	BC-120-01	120 KN	2	BC-001
4	ARCING HORN (BALL)	AH-3L-02B	----	2	AHB-001
3	YOKE PLATE	YP-TR-240-02A	240 KN	1	YP-TR-001
2	Y-STRAP	YS-240-01	240 KN	1	YS-001
1	ANCHOR SHACKLE	AS-240-01	240 KN	1	AS-001
					DRG:CC:ENGG:TL/HW

POWER GRID CORPORATION OF INDIA LIMITED
(A GOVERNMENT OF INDIA ENTERPRISE)

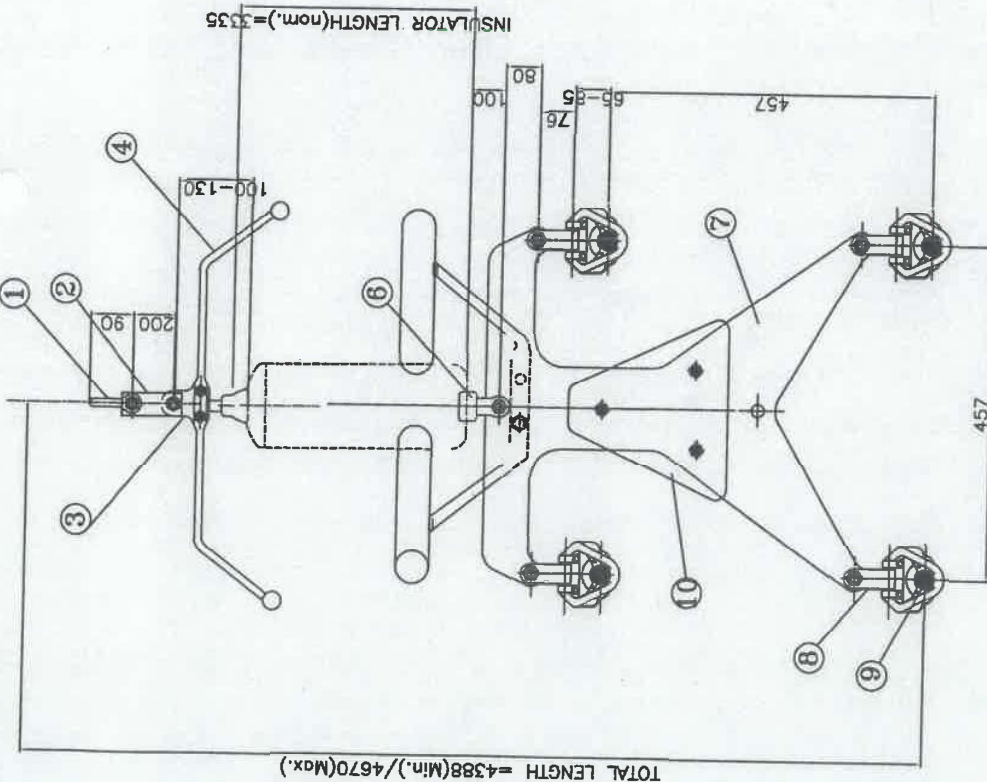


TITLE:- 400 KV DOUBLE I SUSPENSION STRING FOR QUADRUPLE ACSR MOOSE CONDUCTOR. UTS-240 KN

CLEARED BY

Sr. GM (ENGG-TL)	CGM (ENGG-TL)	ED (ENGG)
14/11/19	2/2/21	
DATE	MGR (ENGG-TL)	CH. MGR (ENGG-TL)
		GM (ENGG-TL)

DRG. NO.:- CC:ENGG:TL/HW/400 KV/QUAD/DIS



TECHNICAL DETAILS:

- 1) ALL DIMENSIONS ARE IN mm.
- 2) GENERAL TOLERANCES : ±3%.
- 3) ALL FERROUS PARTS HOT DIP GALVANISED & SPRING WASHER ELECTRO GALVANISED AS PER POWERGRID SPECIFICATION.
- 4) ALL DIMENSIONS ARE AFTER GALVANISATION EXCEPT DRILLED HOLES.
- 5) HARDWARE TOLERANCES ON LENGTH ±2%.

**POWER GRID CORPORATION
OF INDIA LIMITED**
(A GOVERNMENT OF INDIA ENTERPRISE)



**TITLE:- 400 KV SINGLE I SUSPENSION PILOT STRING
SUITABLE FOR QUADRUPLE ACSR MOOSE CONDUCTOR.**

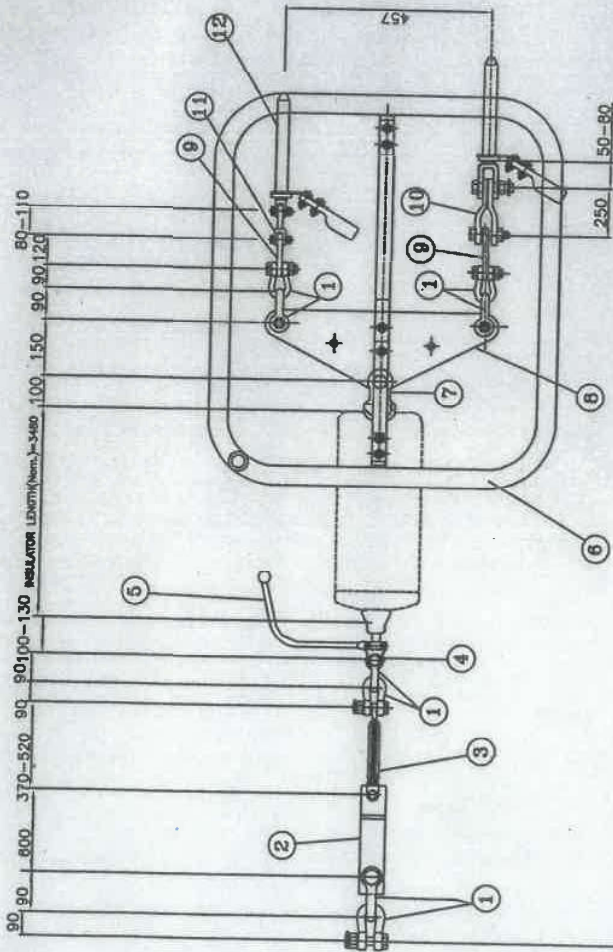
UTS-120 KN	
CLEARED BY	
 SR. CM (ENGG-TL)	 CGM (ENGG-TL)
14.11.19 DATE	 MGR. (ENGG-TL)
21.12.19 DATE	 CH. MGR. (ENGG-TL)
ED (ENGG)	 ED (ENGG)

DRG. NO. :- CC:ENGG:TL/HW/400 KV/QUAD/SISP

Sr. No.	DESCRIPTION	PART NO.	UTS	QTY.	REF
10	COUNTER WEIGHT ASSEMBLY	CW-01	----	1 SET	
9	SUSPENSION CLAMP	ENV-MDOSE	70 KN	4	CW-001
8	CLEVIS EYE	CE-90-01	90 KN	4	ENV-001
7	YOKE PLATE	YP-C-Q-120-02	120 KN	1	CE-001
6	SOCKET CLEVIS	SC-120-01	120 KN	1	YP-C-Q-001
5	CORONA RING	CR-400-01	----	1	SC-001
4	ARCING HORN (BALL)	AH-BL-01B	----	1	CR-001
3	BALL EYE (HORN HOLDER)	BE-120-01	120 KN	1	AHB-001
2	Y-STRAP	YS-120-01	120 KN	1	BE-001
1	ANCHOR SHACKLE	AS-120-01	120 KN	1	YS-001
	DESCRIPTION	PART NO.	UTS	QTY.	REF

TECHNICAL DETAILS:

- 1) ALL DIMENSIONS ARE IN MM.
- 2) GENERAL TOLERANCES : ±3%
- 3) ALL FERROUS PARTS HOT DIP GALVANISED & SPRING WASHER ELECTRO GALVANISED AS PER POWERGRID SPECIFICATION.
- 4) ALL DIMENSIONS ARE AFTER GALVANISATION EXCEPT DRILLED HOLES.
- 5) HARDWARE TOLERANCES ON LENGTH ±2%.
- 6) CLEVIS EYE NOT REQUIRED IF DEAD END ASSEMBLY INCLUDES ANCHOR SHACKLE



TOTAL LENGTH = 5873(Min.) / 6412(Max.)

Sr. No.	DESCRIPTION	PART NO.	UTS	QTY.	REF
13	SPACER (250 mm)	RS-250-MDOSE	----	1	RS-001
12	COMPRESSION DEADEND	CDE-MDOSE	----	4	CDE-002
11	CLEVIS EYE	CE-160-01	160 KN.	2	CE-001
10	Y-STRAP	YS-160-02	160 KN.	2	YS-001
9	YUKE PLATE	YP-TR-80-01	80 KN.	2	YP-TR-001
8	YUKE PLATE	YP-TR-120-06	120 KN	1	YP-TR-001
7	SOCKET CLEVIS	SC-120-01	120 KN	1	SC-001
6	CURONA RING	CR-400-03C	----	2 SETS	CR-002
5	ARCING HORN (BALL)	AH-BL-03B	----	1	AHIB-001
4	BALL EYE (HORN HOLDER)	BE-120-01	120 KN	1	BE-001
3	TURN BUCKLE	TB-120-01	120 KN	1	TB-001
2	Y-STRAP	YS-120-02	120 KN	1	YS-001
1	ANCHOR SHACKLE	AS-120-01	120 KN	8	AS-001
	DESCRIPTION	PART NO.	UTS	QTY.	REF

POWER GRID CORPORATION OF INDIA LIMITED
(A GOVERNMENT OF INDIA ENTERPRISE)



TITLE:- 400 KV. SINGLE TENSION STRING SUITABLE FOR QUADRUPLE ACSR MOOSE CONDUCTOR. UTS-120 KN

CLEARED BY

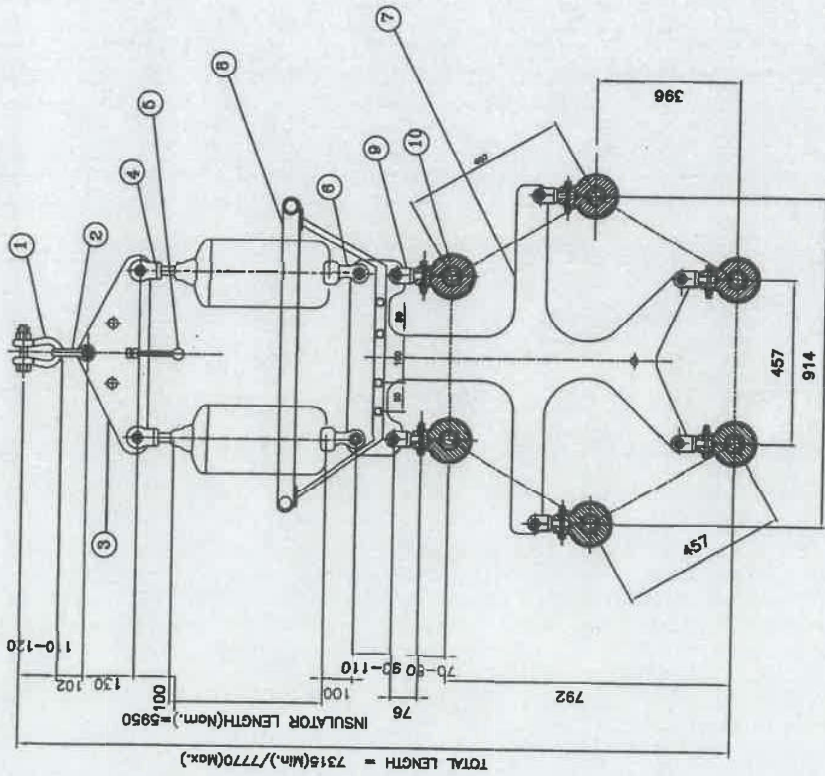
14.11.19
DATE

SR. GM (ENGG-TL)
CGM (ENGG-TL)
MGR. (ENGG-TL)
ED (ENGG)
GM (ENGG-TL)

DRG. NO. :- CC:ENGG:TL/HW/400 KV/QUAD/ST

TECHNICAL TAILS:

- 1) ALL DIMENSIONS ARE IN mm.
- 2) GENERAL TOLERANCES : ±3%.
- 3) ALL FERROUS PARTS HOT DIP GALVANISED & SPRING WASHER ELECTRO GALVANISED AS PER POWERGRID SPECIFICATION.
- 4) ALL DIMENSIONS ARE AFTER GALVANISATION EXCEPT DRILLED HOLES.
- 5) HARDWARE TOLERANCES ON LENGTH ±2%.



**POWER GRID CORPORATION
OF INDIA LIMITED**
(A GOVERNMENT OF INDIA ENTERPRISE)



TITLE:- 765 KV D/C (HEXA ZEBRA) DOUBLE "I" SUSPENSION STRING
FOR SIX BUNDLE "ZEBRA" ACSR CONDUCTOR
UTS-350 KN

CLEARED BY

SR. GM (ENGG-TL) [Signature]
CGM (ENGG-TL) [Signature]
ED (ENGG) [Signature]
DATE: 14.11.19
MGR. (ENGG-TL) [Signature]
CH. MGR. (ENGG-TL) [Signature]
GM (ENGG-TL) [Signature]

DRG. NO.:- CC:ENGG:TL/HW/765 KV/HEXA/DIS

Sr. No.	DESCRIPTION	PART NO.	UTS	QTY.	REF
10	SUSPENSION CLAMP(AGS)	AGS-ZEBRA	70 KN	6	AGS-001
9	CLEVIS EYE	CE-50-01 / CE-70-01	90/70 KN	6	CE-001
8	CORONA RING	CR-765-02	----	1	CR-001
7	YOKE PLATE	YP-C-H-350-01	350 KN	1	YP-C-H-001
6	SOCKET CLEVIS	SC-175-01	175 KN	2	SC-001
5	ARCING HORN	AH-BL-02C	----	2	AHB-001
4	BALL CLEVIS	BC-175-01A / BC-175-01B	175 KN	2	BC-001
3	YOKE PLATE	YP-TR-350-02	350 KN	1	YP-TR-001
2	ANCHOR SHACKLE	AS-350-02	350 KN	1	AS-001
1	ANCHOR SHACKLE	AS-350-01	350 KN	1	AS-001